



## Anti-Sleep and safety - DIY

### Available offer

- **Free Shipping** above Rs999.
- Pay with UPI QR [Coupons](#)
- **Special Bulk Discount** Companies and Institutions
- Get Special Discount

---

### Highlights

#### Branding Free Project

- No Brand Name/Logo on Projects
- 100% Working project
- Tested Project & Components

#### Documentation

- Free Project Synthesis
- Printed Short Reference
- Printable Soft copy

#### Support

- Demo Video – [English](#)
- Technical Support
- [Get Discount Coupon](#)

---

**NOTE:** This Kit Includes all components, you don't need to upload components

**NOTE:** This kit required soldering & circuit testing skills, buy this kit if you have good soldering skills, otherwise you can also buy 'ready to use' project for same topic.

---

**[Click Here to Buy Ready to Use Kit.](#)**

[Read More](#)

**SKU:** PH\_EPK\_135

**Price:** ~~₹3,000.00~~ Original price was: ₹3,000.00. ₹1,499.00 Current price is: ₹1,499.00.

**Stock:** instock

**Categories:** [Arduino](#), [Engineering project kit \(EPK\)](#), [Exhibition Models & Inspire Award](#), [Technology & Innovation](#), [Transport](#)

**Tags:** [arduino](#), [bo motor](#), [driver safety](#), [electricals](#), [Electronics](#), [engineering](#), [eye blink sensor](#), [home made project](#), [Inspire Award project](#), [mechanical](#), [mechatronic](#), [motor](#), [new technology](#), [Project hub](#), [relay module](#), [road safety](#), [science exhibition model](#)

## Product Description

### Kit Includes :

- Electronic Parts (listed in product image)
- Circuit Diagram
- Project Code
- Printed Circuit Board (PCB)
- Printed Short Report

### Prerequisite Requirements

#### Hardware :

1. [Soldering Iron \(Buy Now \)](#)
2. [Soldering Paste \(Buy Now \)](#)
3. [Soldering Wire \(Buy Now \)](#)
4. [Soldering Stand \(Buy Now\)](#)
5. [Wire Cutter \(Buy Now\)](#)

6. [Screw Driver \(Buy Now\)](#)

## Software :

1. Arduino IDE (optional) - [Download Now](#)

[Demo Video - How to Download Arduino IDE ?](#)

## Skills:

1. Arduino Programming (optional)
  2. Soldering ([Click Here for Free Tutorial](#))
  3. Circuit Testing
- 

## ABSTRACT:

Creating an anti-sleep alarm with driver safety using an Arduino Uno involves building a system that can detect signs of drowsiness or inattentiveness in a driver and alert them to stay awake and focused. One common approach is to monitor the driver's eye movements and sound an alarm if signs of fatigue are detected. Here's a simplified overview of how you can create such a system

## INTRODUCTION:

In an era where long commutes and extended road trips have become a common part of our lives, the issue of driver fatigue and drowsiness is a significant concern. Drowsy driving can lead to accidents with serious consequences. To address this critical safety concern, we have developed an Anti-Sleep Alarm system using an Arduino Uno SMD, an eye blink sensor, a 5V relay module, a BO motor, wheels, a buzzer, a 1-watt red LED, a 9V SMPS, and a 9V battery.

## AIM:

The primary objective of this project is to create a robust and cost-effective system that detects signs of drowsiness or inattention in a driver and promptly alerts them to stay awake and focused. The Anti-Sleep Alarm system is designed to enhance driver safety during long journeys and late-night drives.

---

[\*\*Download Free Project Synopsis\*\*](#)

---

**Working Video**

---

## Disclaimer:

This is a handmade complete working Models, Projects & Activity kits supported by rough study material to make a suitable projects report by the student. It is using Cardboard/Wooden base, Paper, Foam based board, stationary items, Electronic-Electrical Components, Mechanical & Scientific goods as per the requirement of a particular model. Colour of product and decoration item may be varying according to availability of material but we make ensure that we will deliver the product with same working, structure and dimensions as describe in product description section.

---



## Anti-sleep a Safety syste Nano

### Available offer

- **Free Shipping**  
orders above ₹
- Pay with UPI Q  
Discount./ [Cou](#)
- **Special Bulk**  
Companies an
- Get Special Dis  
WhatsApp@91

### Highlights

#### Branding Free Pr

- No Brand Nam  
PCB & Projects
- 100% Working
- Tested Project

### Documentation

- Free Project Synopsis – **Embedded below**
- Printed Short Report
- Printable Soft copy of Project Report

### Support

- Demo Video – **Embedded below**
- Technical Support – WhatsApp@9109087333
- [Get Discount Coupon](#)

[Read More](#)

**SKU:** PH\_EP\_049


**Price:** ₹3,180.00 Original price was: ₹3,180.00. ₹1,876.00 Current price is: ₹1,876.00.

**Stock:** instock

**Categories:** [Arduino](#), [Engineering project](#), [Projects](#)

## Product Description

---



## Anti-Sleep and safety using

### Available offer

- **Free Shipping** above Rs999.
- Pay with UPI QR [Coupons](#)
- **Special Bulk Discount** Companies and
- Get Special Discount

### Highlights

### Branding Free Pr

- No Brand Name/Logo/Watermark on Components, PCB & Projects
- 100% Working project
- Tested Project & Activity kits

### Documentation

- Free Project Synopsis – **Embedded below**
- Printed Short Report
- Printable Soft copy of Project Report

### Support

- Demo Video – **Embedded below**
- Technical Support – WhatsApp@9109087333
- [Get Discount Coupon](#)

[Click Here to Buy Do It Yourself Kit](#)

[Read More](#)

**SKU:** PH\_EP\_135

**Price:** ~~₹3,008.00~~ Original price was: ₹3,008.00. ₹1,775.00 Current price is: ₹1,775.00.

**Stock:** instock

**Categories:** [Arduino](#), [Engineering project](#), [Exhibition Models & Inspire Award](#), [Mechatronics](#), [Projects](#), [Technology & Innovation](#), [Transport](#)

**Tags:** [alcohol sensor](#), [Arduino Project](#), [arduino uno](#), [buzzer](#), [class 10th project](#), [class 12th project](#), [driver safety project](#), [electrical project](#), [electronic project](#), [engineering project](#), [eye blink sensor](#), [home made project](#), [innovation](#), [Inspire Award project](#), [mechanical project](#), [motor based project](#), [new project idea](#), [printed circuit board](#), [Project hub](#), [relay driver](#), [road safety project](#), [school project](#), [science exhibition model](#), [sensor project](#), [technology](#)

### Product Description

## **ABSTRACT:**

Creating an anti-sleep alarm with driver safety using an Arduino Uno involves building a system that can detect signs of drowsiness or inattentiveness in a driver and alert them to stay awake and focused. One common approach is to monitor the driver's eye movements and sound an alarm if signs of fatigue are detected. Here's a simplified overview of how you can create such a system

## **INTRODUCTION:**

In an era where long commutes and extended road trips have become a common part of our lives, the issue of driver fatigue and drowsiness is a significant concern. Drowsy driving can lead to accidents with serious consequences. To address this critical safety concern, we have developed an Anti-Sleep Alarm system using an Arduino Uno SMD, an eye blink sensor, a 5V relay module, a BO motor, wheels, a buzzer, a 1-watt red LED, a 9V SMPS, and a 9V battery.

## **AIM:**

The primary objective of this project is to create a robust and cost-effective system that detects signs of drowsiness or inattention in a driver and promptly alerts them to stay awake and focused. The Anti-Sleep Alarm system is designed to enhance driver safety during long journeys and late-night drives.

---

## **[Download Free Project Synopsis](#)**

---


## **Working Video**

---

## **Disclaimer:**

This is a handmade complete working Models, Projects & Activity kits supported by rough study material to make a suitable projects report by the student. It is using Cardboard/Wooden base, Paper, Foam based board, stationary items, Electronic-Electrical Components, Mechanical & Scientific goods as per the requirement of a particular model. Colour of product and decoration item may be varying according to availability of material but we make ensure that we will deliver the product with same working, structure and dimensions as describe in product description section.

---



# Antisleep alarm with driver safety-Digital Bundle

## Support

- Demo Video - **Embedded below**
- Technical Support - WhatsApp@9109087333
- [Get Discount Coupon](#)

---

[Click Here to Buy Ready to Use Kit.](#) [Click Here to Buy Do It Yourself Kit](#)

[Read More](#)

**SKU:** PH\_DG\_010

**Price:** ~~₹500.00~~ Original price was: ₹500.00. ₹49.00

Current price is: ₹49.00.

**Stock:** instock

**Categories:** [Digital Products](#), [Project Codes](#)

## Product Description

### Bundle Includes :

1. Synopsis
2. Circuit Diagram
3. Project Code
4. Printed Circuit Board - PCB (no need in this project)
5. Printed Short Report

### Prerequisite Requirements

### Hardware :

1. [Soldering Iron \(Buy Now \)](#)
2. [Soldering Paste \(Buy Now \)](#)
3. [Soldering Wire \(Buy Now \)](#)
4. [Soldering Stand \(Buy Now\)](#)



5. [Wire Cutter \(Buy Now\)](#)
6. [Screw Driver \(Buy Now\)](#)
7. Electronic Parts
  - [Arduino UNO SMD \(Buy Now\)](#)
  - Arduino Cable
  - Eye Blink Sensor
  - [Buzzer \(Buy Now\)](#)
  - 1Watt Red Power LED
  - [5V Relay Module - homemade \(Buy Now\)](#) / [5V Relay Module - Imported \(Buy Now\)](#)
  - [BO Motor \(Buy Now\)](#)
  - [Wheel \(Buy Now \)](#)
  - [9V Battery \(Buy Now\)](#)
  - [9V adaptor \(Buy Now\)](#)
  - [Battery cap \(Buy Now\)](#)
  - Wires
  - MDF Sheet
  - Tie cables
  - Sun-board pieces

## Software :

1. Arduino IDE - [Download Now](#)

[Demo Video - How to Download Arduino IDE ?](#)


## Skills:

1. PCB printing at Home
2. Soldering ([Click Here for Free Tutorial](#))
3. Arduino Programming (optional)
4. Program uploading in Arduino
5. Circuit Testing

- 
- **DO NOT CHANGE ANYTHING IN THE PROGRAM. ARDUINO CODES ARE CASE SENSITIVE, ON CHANGING OF SINGAL WORD CAN OCCUR COMPILING ERROR.**
  - **COPY & PASTE PROGRAM INTO ARDUINO IDE**
  - **DOWNLOAD ARDUINO IDE FROM <https://www.arduino.cc/en/software>.**
-

## Working Video:

---



## Arduino & Ultrasonic Sensor Distance Measurement

### Available offers

- **Free Shipping** on orders above Rs999.
- Pay with UPI QR [Coupons](#)
- **Special Bulk Discounts** for Companies and Institutions
- Get Special Discount on WhatsApp 9109087333.

### Highlights

#### Branding Free Project

- No Brand Name/Logo on Projects
- 100% Working project
- Tested Project & Components

#### Documentation

- Free Project Synthesis
- Printed Short Report
- Printable Soft copy

#### Support

- Demo Video – [English](#)
- Technical Support
- [Get Discount Coupon](#)

## Delivery Time

- **Handling Period** : 1-2 Days
- **Transit Time** :3-5 Days (Approx.)
- **Delivery Time** : Handling Period + Transit Time (4-7 Days Approx.)

[Click Here to Buy Do It Yourself Kit](#)  
[Read More](#)

**SKU:** PH\_EP\_003

**Price:** ~~₹2,804.00~~ Original price was: ₹2,804.00.  
₹1,654.00 Current price is: ₹1,654.00.

**Stock:** instock

**Categories:** [Arduino](#), [Engineering project](#), [Projects](#)

**Tags:** [Arduino Development](#), [Arduino Nano](#), [Arduino Projects](#), [Distance Measurement](#), [Distance Meter](#), [DIY electronics](#), [DIY Kits](#), [Electronic Gadgets](#), [Electronics Accessories](#), [Engineering Projects](#), [Measurement Tools](#), [Prototyping Tools](#), [Robotics Components](#), [Sensor-based Projects](#), [Ultrasonic Sensor](#)

## Product Description

### INTRODUCTION:

The techniques of distance measurement using ultrasonic in air include continuous wave and pulse echo technique. In the pulse echo method, a burst of pulses is sent through the transmission medium and is reflected by an object kept at specified distance. The time taken for the pulse to propagate from transmitter to receiver is proportional to the distance of object. For contact less measurement of distance, the device has to rely on the target to reflect the pulse back to itself. The target needs to have a proper orientation that is it needs to be perpendicular to the direction of propagation of the pulses. The amplitude of the received signal gets significantly attenuated and is a function of nature of the medium and the distance between the transmitter and target. The pulse echo or time-of-flight method of range measurement is subject to high levels of signal attenuation when used in an air medium, thus limiting its distance range. Ultrasonic sensors are great tools to measure distance without actual contact and used at several places like water level measurement, distance measurement etc. This is an efficient way to measure small distances precisely. In this project we have used

an **Ultrasonic Sensor** to determine the distance of an obstacle from the sensor. Basic principal of ultrasonic distance measurement is based on ECHO. When sound waves are transmitted in environment then waves are return back to origin as ECHO after striking on the obstacle. So we only need to calculate the travelling time of both sounds means outgoing time and returning time to origin after striking on the obstacle. As speed of the sound is known to us, after some calculation we can calculate the distance.

---

[\*\*Download Free Project Synopsis\*\*](#)

---

[\*\*Working Video:\*\*](#)


---

**Disclaimer:**

This is a handmade complete working Models, Projects & Activity kits supported by rough study material to make a suitable projects report by the student. It is using Cardboard/Wooden base, Paper, Foam based board, stationary items, Electronic-Electrical Components, Mechanical & Scientific goods as per the requirement of a particular model. Colour of product and decoration item may be varying according to availability of material but we make ensure that we will deliver the product with same working, structure and dimensions as describe in product description section.

---

## Arduino & U Distance Me



• **Available o**

- **Free Ship**  
orders abo
- COD availa  
order abov
- Pay with U  
[Coupons](#)
- **Special B**  
Companies

- Get Special Discount Coupon –  
WhatsApp@9303254433.
- 

## Highlights

### Branding Free Project / Activity kit

- No Brand Name/Logo/Watermark on Components, PCB & Projects
- 100% Working project
- Tested Project & Activity kits

### Documentation

- Free Project Synopsis – **Embedded below**
- Printed Short Report
- Printable Soft copy of Project Report

### Support

- Demo Video – **Embedded below**
  - Technical Support – WhatsApp@9109087333
  - [Get Discount Coupon](#)
- 

**NOTE:** This Kit Includes Pre-programmed Arduino Board you don't need to upload code until you have to change anything. **NOTE:** This kit required soldering & circuit testing skills, buy this kit if you have good soldering skills, otherwise you can also buy 'ready to use' project for same topic.

---

[Click Here to Buy Ready to Use Kit.](#)

[Read More](#)

**SKU:** PH\_EPK\_003

**Price:** ~~₹3,200.00~~ Original price was: ₹3,200.00.₹  
1,599.00Current price is: ₹1,599.00.

**Stock:** instock

**Categories:** [Arduino](#), [Engineering project kit \(EPK\)](#),  
[Hobby DIY kits](#)

**Tags:** [Arduino Development](#), [Arduino Nano](#), [Arduino Projects](#), [Distance Measurement](#), [Distance Meter](#), [DIY distance measurement with Arduino](#), [DIY electronics](#), [DIY Kits](#), [Electronic Gadgets](#), [Electronics Accessories](#), [Engineering Projects](#), [Measurement Tools](#), [Prototyping Tools](#), [Robotics Components](#), [Sensor-based Projects](#), [Ultrasonic Sensor](#)

## Product Description

### Kit Includes :

- Electronic Parts (listed in product image)
- Circuit Diagram
- Project Code
- Printed Circuit Board (PCB)
- Printed Short Report

### Prerequisite Requirements

#### Hardware :

1. [Soldering Iron \(Buy Now \)](#)
2. [Soldering Paste \(Buy Now \)](#)
3. [Soldering Wire \(Buy Now \)](#)
4. [Soldering Stand \(Buy Now\)](#)
5. [Wire Cutter \(Buy Now\)](#)
6. [Screw Driver \(Buy Now\)](#)

#### Software :

1. Arduino IDE (optional) - [Download Now](#)

[Demo Video - How to Download Arduino IDE ?](#)

#### Skills:

1. Arduino Programming (optional)
2. Soldering ([Click Here for Free Tutorial](#))
3. Circuit Testing

## **INTRODUCTION:**

The techniques of distance measurement using ultrasonic in air include continuous wave and pulse echo technique. In the pulse echo method, a burst of pulses is sent through the transmission medium and is reflected by an object kept at specified distance. The time taken for the pulse to propagate from transmitter to receiver is proportional to the distance of object. For contact less measurement of distance, the device has to rely on the target to reflect the pulse back to itself. The target needs to have a proper orientation that is it needs to be perpendicular to the direction of propagation of the pulses. The amplitude of the received signal gets significantly attenuated and is a function of nature of the medium and the distance between the transmitter and target. The pulse echo or time-of-flight method of range measurement is subject to high levels of signal attenuation when used in an air medium, thus limiting its distance range. Ultrasonic sensors are great tools to measure distance without actual contact and used at several places like water level measurement, distance measurement etc. This is an efficient way to measure small distances precisely. In this project we have used an **Ultrasonic Sensor** to determine the distance of an obstacle from the sensor. Basic principal of ultrasonic distance measurement is based on ECHO. When sound waves are transmitted in environment then waves are return back to origin as ECHO after striking on the obstacle. So we only need to calculate the travelling time of both sounds means outgoing time and returning time to origin after striking on the obstacle. As speed of the sound is known to us, after some calculation we can calculate the distance.

---

## **[Download Free Project Synopsis](#)**

---


## **Working Video:**

---

## **Disclaimer:**

This is a handmade complete working Models, Projects & Activity kits supported by rough study material to make a suitable projects report by the student. It is using Cardboard/Wooden base, Paper, Foam based board, stationary items, Electronic-Electrical Components, Mechanical & Scientific goods as per the requirement of a particular model. Colour of product and decoration item may be varying according to availability of material but we make ensure that we will deliver the product with same working, structure and dimensions as describe in product description section.

---



# ARDUINO BAC DETECTOR A

## Available offer

- **Free Shipping** above Rs999.
- Pay with UPI QR [Coupons](#)
- **Special Bulk D** Companies and m
- Get Special Dis 9109087333.

## Highlights

### Branding Free Pro

- No Brand Name/ Projects
- 100% Working p
- Tested Project &

### Documentation

- Free Project Syn
- Printed Short Re
- Printable Soft co

### Support

- Demo Video – **En**
- Technical Suppo
- [Get Discount Co](#)

### Delivery Time

- **Handling Perio**



- **Transit Time** :3-5 Days (Approx.)
- **Delivery Time** : Handling Period + Transit Time (4-7 Days Approx.)

[Read More](#)

**SKU:** PH\_EP\_014

**Price:** ₹3,056.00 Original price was: ₹3,056.00. ₹1,803.00 Current price is: ₹1,803.00.

**Stock:** instock


**Categories:** [Arduino](#), [Engineering project](#), [Projects](#)

## Product Description

## Download Free Project Synopsis

## Working Video

This is a handmade complete working Models, Projects & Activity kits supported by rough study material to make a suitable projects report by the student. It is using Cardboard/Wooden base, Paper, Foam based board, stationary items, Electronic-Electrical Components, Mechanical & Scientific goods as per the requirement of a particular model. Colour of product and decoration item may be varying according to availability of material but we make ensure that we will deliver the product with same working, structure and dimensions as describe in product description section.



**Arduino Nano  
Station using  
LDR and MQ**

**Available offer**

- **Free Shipping** orders above ₹

- Pay with UPI QR Code & **Get 5%** Special Discount./ [Coupons](#)
- **Special Bulk Discounts** - for colleges, Schools, Companies and resellers./ [Contact Us](#).
- Get Special Discount Coupon - WhatsApp@9109087333.

## Highlights

### Branding Free Project / Activity kit

- No Brand Name/Logo/Watermark on Components, PCB & Projects
- 100% Working project
- Tested Project & Activity kits

### Documentation

- Free Project Synopsis – **Embedded below**
- Printed Short Report
- Printable Soft copy of Project Report

### Support

- Demo Video – **Embedded below**
- Technical Support – WhatsApp@9109087333
- [Get Discount Coupon](#)

[Read More](#)

**SKU:** PH\_EP\_065

**Price:** ₹3,496.00 Original price was: ₹3,496.00.₹  
2,063.00Current price is: ₹2,063.00.

**Stock:** instock

**Categories:** [Arduino](#), [Engineering project](#), [Environment & Pollution](#), [Exhibition Models & Inspire Award](#), [Projects](#)

## Product Description

---



## Arduino UNO Station using LDR and LCD

### Available offers

- **Free Shipping** above Rs999.
- COD available in above 999.
- Pay with UPI QR [Coupons](#)
- **Special Bulk Discount** Companies and Institutions
- Get Special Discount WhatsApp@93

### Highlights

#### Branding Free Projects

- No Brand Name/Logo on Projects
- 100% Working projects
- Tested Project & Code

#### Documentation

- Free Project Synthesis
- Printed Short Report
- Printable Soft copy

#### Support

- Demo Video - **Embedded below**
- Technical Support - WhatsApp@9109087333
- [Get Discount Coupon](#)

[Click Here to Buy Do It Yourself Kit](#)

[Read More](#)

**SKU:** PH\_EP\_029

**Price:** ₹3,972.00 Original price was: ₹3,972.00. ₹  
2,343.00 Current price is: ₹2,343.00.

**Stock:** instock

**Categories:** [Arduino](#), [Engineering project](#), [Projects](#)

## Product Description

### INTRODUCTION :

The Arduino UNO based Weather Station is a project aimed at monitoring and displaying weather-related data using various sensors. The system utilizes an Arduino UNO microcontroller board along with a 16x2 LCD display, a DHT11 temperature and humidity sensor, an LDR (Light Dependent Resistor), and an MQ135 gas sensor. The weather station provides real-time data on temperature, humidity, light intensity, and air quality, making it useful for both personal and professional applications.

### ADVANTAGES:

The Arduino UNO based Weather Station offers several advantages:

- Real-time weather monitoring: The system provides instant temperature, humidity, light intensity, and air quality readings, allowing users to stay informed about the current weather conditions.
- Compact and portable: The Arduino UNO board and sensors can be easily assembled into a small form factor, making the weather station portable and convenient for use in different locations.
- User-friendly display: The 16x2 LCD provides a clear and readable interface for displaying weather data, making it accessible to users of all levels of technical expertise.
- Customizability: The system can be extended to include additional sensors or functionalities according to specific requirements, such as rainfall measurement, wind speed, etc.

## **APPLICATIONS:**

The Arduino UNO based Weather Station has various applications, including:

- Home weather monitoring: Users can set up the weather station at their homes to track local weather conditions, enabling them to plan outdoor activities accordingly.
- Agricultural monitoring: The system can be used in farming applications to monitor environmental conditions such as temperature and humidity, aiding in crop management and irrigation decisions.
- Environmental research: Researchers can utilize the weather station to collect data on temperature, humidity, light intensity, and air quality for studying local microclimates and environmental trends.
- Educational purposes: The project serves as a practical learning tool for students interested in electronics, programming, and weather science.

## **CONCLUSION:**

The Arduino UNO based Weather Station provides a cost-effective and efficient solution for real-time weather monitoring. By utilizing sensors such as the DHT11, LDR, and MQ135, the system can collect and display valuable data related to temperature, humidity, light intensity, and air quality. The project offers advantages such as portability, customizability, and user-friendly display, making it suitable for various applications ranging from personal use to scientific research. The Weather Station project serves as an excellent platform for exploring the intersection of electronics, programming, and weather science.

---

[Download Free Project Synopsis](#)

## **Working Video**

---

## **Disclaimer:**

This is a handmade complete working Models, Projects & Activity kits supported by rough study material to make a suitable projects report by the student. It is using Cardboard/Wooden base, Paper, Foam based board, stationary items, Electronic-Electrical Components, Mechanical & Scientific goods as per the requirement of a particular model. Colour of product and decoration item may be varying according to availability of material but we make ensure that we will deliver the product with same working, structure and dimensions as describe in product description section.

---



# Automatic Highway Street Light

## Package Includes:

### Branding Free Project / Activity kit

- No Brand Name/Logo/Watermark on Components, PCB & Projects
- 100% Working project
- Tested Project & Activity kits

### Documentation

- Free Project Synopsis – ***Embedded below***
- Printed instruction booklet

### Support

- Working Video – ***Embedded Below***
- Technical Support – WhatsApp@9109087333
- Get Discount Coupon – WhatsApp@9303254433

[Read More](#)

**SKU:** PH\_SEM\_06

**Price:** ₹816.00 Original price was: ₹816.00. ₹481.00  
Current price is: ₹481.00.

**Stock:** instock

**Categories:** [Exhibition Models & Inspire Award](#),  
[Technology & Innovation](#)


**Tags:** [school science project](#), [science exhibition model](#),  
[security system](#)

## Product Description

## Download Free Project Synopsis

This is a handmade complete working Models, Projects & Activity kits supported by rough study material to make a suitable projects report by the student. It is using Cardboard/Wooden base,

Paper, Foam based board, stationary items, Electronic-Electrical Components, Mechanical & Scientific goods as per the requirement of a particular model. Colour of product and decoration item may be varying according to availability of material but we make ensure that we will deliver the product with same working, structure and dimensions as describe in product description section.



## AUTOMATIC LIGHT CONTROL (Using Component Blocks)

### Package Includes:

#### Branding Free Project / Activity kit

- No Brand Name/Logo/Watermark on Components, PCB & Projects
- 100% Working project
- Tested Project & Activity kits

#### Documentation

- Free Project Synopsis – ***Embedded below***
- Printed instruction booklet

#### Support

- Working Video – ***Embedded Below***
- Technical Support – WhatsApp@9109087333
- Get Discount Coupon – WhatsApp@9303254433

[Read More](#)

**SKU:** PH\_SPK\_004

**Price:** ~~₹320.00~~ Original price was: ₹320.00. ₹290.00

Current price is: ₹290.00.

**Stock:** instock

**Categories:** [Hobby DIY kits](#), [Science Project kit \(SPK\)](#)




## Product Description

## Download Free Project Synopsis

### ***Working Video***

This is a handmade complete working Models, Projects & Activity kits supported by rough study material to make a suitable projects report by the student. It is using Cardboard/Wooden base, Paper, Foam based board, stationary items, Electronic-Electrical Components, Mechanical & Scientific goods as per the requirement of a particular model. Colour of product and decoration item may be varying according to availability of material but we make ensure that we will deliver the product with same working, structure and dimensions as describe in product description section.

---



## Automatic M (DC Load)

### Available offer

- **Free Shipping** above Rs999.
- Pay with UPI QR [Coupons](#)
- **Special Bulk D** Companies and
- Get Special Disc

### Highlights

### Branding Free Pr

- No Brand Name/ Projects
- 100% Working p
- Tested Project &



## Documentation

- Free Project Synopsis – **Embedded below**
- Printed Short Report
- Printable Soft copy of Project Report (10-15 Page)

## Support

- Demo Video – **Embedded below**
- Technical Support – WhatsApp@9109087333
- [Get Discount Coupon](#)

Click Here to Buy Do It Yourself Kit Click Here to Buy Digital Bundle Click Here to Buy Full Project Report

- Printable Soft copy of Project Report (30 -35 Pages)
- Printable Soft copy of Project Report (60 -70 Pages)

[Read More](#)

**SKU:** PH\_EP\_036

**Price:** ₹1,028.00 Original price was: ₹1,028.00. ₹607.00 Current price is: ₹607.00.

**Stock:** instock

**Categories:** [Engineering project](#), [IC & Transistor](#), [Projects](#)

## Product Description

---

### Disclaimer:

This is a handmade complete working Models, Projects & Activity kits supported by rough study material to make a suitable projects report by the student. It is using Cardboard/Wooden base, Paper, Foam based board, stationary items, Electronic-Electrical Components, Mechanical & Scientific goods as per the requirement of a particular model. Colour of product and decoration item may be varying according to availability of material but we make ensure that we will deliver the product with same working, structure and dimensions as describe in product description section.

---



## Automatic AC Load

### Available offer

- **Free Shipping** above Rs999.
- Pay with UPI QR [Coupons](#)
- **Special Bulk D** Companies and n
- Get Special Dis 9109087333.

### Highlights

#### Branding Free Pr

- No Brand Name/ Projects
- 100% Working p
- Tested Project &

#### Documentation

- Free Project Syn
- Printed Short Re
- Printable Soft co

#### Support

- Demo Video – **En**
- Technical Suppo
- [Get Discount Co](#)

#### Delivery Time

- **Handling Period** : 1-2 Days
- **Transit Time** :3-5 Days (Approx.)
- **Delivery Time** : Handling Period + Transit Time (4-7 Days Approx.)

[Click Here to Buy Do It Yourself Kit](#)

[Read More](#)

**SKU:** PH\_EP\_009

**Price:** ₹1,128.00 Original price was: ₹1,128.00. ₹666.00 Current price is: ₹666.00.

**Stock:** instock

**Categories:** [Engineering project](#), [IC & Transistor](#), [Projects](#)

**Tags:** [AC Load Automation](#), [Automated Lighting for Peaceful Nights](#), [Automatic Night Light Control](#), [Convenient Night Light Management](#), [Easy-to-Install Night Light Sensor](#), [Eco-Friendly Night Light Solution](#), [Energy-Efficient Lighting Solution](#), [Energy-Saving Night Light Automation](#), [Enhance Sleep with Automatic Night Lighting](#), [Hassle-Free Night Illumination](#), [Home Automation for Night Lights](#), [Save Energy with Night Light Control](#), [Seamless Night Light Integration](#), [Smart Home Night Light Control](#), [Smart Night Light Sensor](#)

## Product Description

### Abstract:

Automatic Night Light Control System is a simple yet powerful concept, which uses IC 55timer. By using this system manual works are 100% removed. It automatically switches ON lights when the sunlight goes below the visible region of our eyes. This is done by a sensor called Light Dependent Resistor (LDR) which senses the light actually like our eyes. It automatically switches OFF lights whenever the sunlight comes, visible to our eyes. By using this system energy consumption is also reduced because nowadays the manually operated Night lights are not switched off even the sunlight comes and also switched on earlier before sunset. In this project, no need of manual operation like ON time and OFF time setting.

### Introduction

Night light controllers are smarter versions of the mechanical or electronic timers previously used for Night light ON-OFF operation. They come with energy conservation options like twilight saving, staggering or dimming. Also many Night light controllers come with an astronomical clock for a particular location or a Global Positioning System (GPS) connection to give the best ON-OFF time and energy saving. Automatic Night Light Control System is a simple and powerful concept, which uses IC 555 timer to switch ON and OFF the Night light automatically. By using this system manual works are removed. It automatically switches ON lights when the sunlight goes below the visible region of our eyes. It automatically switches OFF lights under illumination by sunlight. This is done by a sensor called Light Dependent Resistor (LDR) which senses the light actually like our eyes. By using this system energy consumption is also reduced because now-a-days the manually operated Night lights are not switched off properly even the sunlight comes and also not switched on earlier before sunset. In sunny and rainy days, ON time and OFF time differ significantly which is one of the major disadvantage of using timer circuits or manual. This project exploits the working of an IC 555 timer to switch ON and switch OFF the lights at appropriate time with the help of an electromagnetically operated switch. A Night light, lamppost, Night lamp, light standard, or lamp standard is a raised source of light on the edge of a road or walkway, which is turned on or lit at a certain time every night. Modern lamps may also have light-sensitive photocells to turn them on at dusk, off at dawn, or activate automatically in dark weather. In older lighting this function would have been performed with the aid of a solar dial. It is not uncommon for Night lights to be on poles which have wires strung between them, or mounted on utility poles. Automatic Night light needs no manual operation of switching ON and OFF. The system itself detects whether there is need for light or not. When darkness rises to a certain value

---

[\*\*Download Free Project Synopsis\*\*](#)

---

[\*\*Working Video\*\*](#)

---

---

### **Disclaimer:**

This is a handmade complete working Models, Projects & Activity kits supported by rough study material to make a suitable projects report by the student. It is using Cardboard/Wooden base, Paper, Foam based board, stationary items, Electronic-Electrical Components, Mechanical & Scientific goods as per the requirement of a particular model. Colour of product and decoration item may be varying according to availability of material but we make ensure that we will deliver the product with same working, structure and dimensions as describe in product description section.

---



## Automatic M AC Load -DI

### Available offer

- **Free Shipping** above Rs999.
- COD available in above 999.
- Pay with UPI QR [Coupons](#)
- **Special Bulk DI** Companies and
- Get Special Disc

### Highlights

#### Branding Free Pr

- No Brand Name/ Projects
- 100% Working p
- Tested Project &

### Documentation

- Free Project Syn
- Printed Short Re
- Printable Soft co

### Support

- Demo Video – **En**
- Technical Suppo
- [Get Discount Co](#)

[Click Here to Buy R](#)  
[Read More](#)

**SKU:** PH\_EPk\_009

**Price:** ₹1,200.00 Original price was: ₹1,200.00. ₹699.00 Current price is: ₹699.00.

**Stock:** instock

**Categories:** [Engineering project kit \(EPK\)](#), [Hobby DIY kits](#), [IC & TRANSISTOR](#)

**Tags:** [AC Load Automation](#), [Automated Lighting for Peaceful Nights](#), [Automatic Night Light Control](#), [Convenient Night Light Management](#), [Easy-to-Install Night Light Sensor](#), [Eco-Friendly Night Light Solution](#), [Energy-Efficient Lighting Solution](#), [Energy-Saving Night Light Automation](#), [Enhance Sleep with Automatic Night Lighting](#), [Hassle-Free Night Illumination](#), [Home Automation for Night Lights](#), [Save Energy with Night Light Control](#), [Seamless Night Light Integration](#), [Smart Home Night Light Control](#), [Smart Night Light Sensor](#)

## Product Description

### Kit Includes :

- Electronic Parts (listed in product image)
- Circuit Diagram
- Printed Circuit Board (PCB)
- Printed Short Report

### Prerequisite Requirements

#### Hardware :

1. [Soldering Iron \(Buy Now \)](#)
2. [Soldering Paste \(Buy Now \)](#)
3. [Soldering Wire \(Buy Now \)](#)
4. [Soldering Stand \(Buy Now\)](#)
5. [Wire Cutter \(Buy Now\)](#)
6. [Screw Driver \(Buy Now\)](#)

## Skills:

1. Soldering ([Click Here for Free Tutorial](#))
  2. Circuit Testing
- 

## Abstract:

Automatic Night Light Control System is a simple yet powerful concept, which uses IC 555 timer. By using this system manual works are 100% removed. It automatically switches ON lights when the sunlight goes below the visible region of our eyes. This is done by a sensor called Light Dependent Resistor (LDR) which senses the light actually like our eyes. It automatically switches OFF lights whenever the sunlight comes, visible to our eyes. By using this system energy consumption is also reduced because nowadays the manually operated Night lights are not switched off even the sunlight comes and also switched on earlier before sunset. In this project, no need of manual operation like ON time and OFF time setting.

## Introduction

Night light controllers are smarter versions of the mechanical or electronic timers previously used for Night light ON-OFF operation. They come with energy conservation options like twilight saving, staggering or dimming. Also many Night light controllers come with an astronomical clock for a particular location or a Global Positioning System (GPS) connection to give the best ON-OFF time and energy saving. Automatic Night Light Control System is a simple and powerful concept, which uses IC 555 timer to switch ON and OFF the Night light automatically. By using this system manual works are removed. It automatically switches ON lights when the sunlight goes below the visible region of our eyes. It automatically switches OFF lights under illumination by sunlight. This is done by a sensor called Light Dependent Resistor (LDR) which senses the light actually like our eyes. By using this system energy consumption is also reduced because now-a-days the manually operated Night lights are not switched off properly even the sunlight comes and also not switched on earlier before sunset. In sunny and rainy days, ON time and OFF time differ significantly which is one of the major disadvantage of using timer circuits or manual. This project exploits the working of an IC 555 timer to switch ON and switch OFF the lights at appropriate time with the help of an electromagnetically operated switch. A Night light, lamppost, Night lamp, light standard, or lamp standard is a raised source of light on the edge of a road or walkway, which is turned on or lit at a certain time every night. Modern lamps may also have light-sensitive photocells to turn them on at dusk, off at dawn, or activate automatically in dark weather. In older lighting this function would have been performed with the aid of a solar dial. It is not uncommon for Night lights to be on poles which have wires strung between them, or mounted on utility poles. Automatic Night light needs no manual

operation of switching ON and OFF. The system itself detects whether there is need for light or not. When darkness rises to a certain value

---

## [Download Free Project Synopsis](#)

---

## [Working Video](#)

---

---

### **Disclaimer:**

This is a handmade complete working Models, Projects & Activity kits supported by rough study material to make a suitable projects report by the student. It is using Cardboard/Wooden base, Paper, Foam based board, stationary items, Electronic-Electrical Components, Mechanical & Scientific goods as per the requirement of a particular model. Colour of product and decoration item may be varying according to availability of material but we make ensure that we will deliver the product with same working, structure and dimensions as describe in product description section.

---



## Automatic M Transistor

### Available offer

- **Free Shipping** above Rs999.
- Pay with UPI QR [Coupons](#)
- **Special Bulk D** Companies and
- Get Special Dis 9109087333.

### Highlights

### Branding Free Pr



- No Brand Name/Logo/Watermark on Components, PCB & Projects
- 100% Working project
- Tested Project & Activity kits

### Documentation

- Free Project Synopsis – **Embedded below**
- Printed Short Report
- Printable Soft copy of Project Report

### Support

- Demo Video – **Embedded below**
- Technical Support – WhatsApp@9109087333
- [Get Discount Coupon](#)

### Delivery Time

- **Handling Period** : 1-2 Days
- **Transit Time** :3-5 Days (Approx.)
- **Delivery Time** : Handling Period + Transit Time (4-7 Days Approx.)

[Read More](#)

**SKU:** PH\_EP\_123

**Price:** ~~₹224.00~~ Original price was: ₹224.00. ₹132.00  
Current price is: ₹132.00.

**Stock:** instock

**Categories:** [Engineering project](#), [IC & Transistor](#), [Mini Project](#), [Projects](#)

## Product Description

---

**Download Free Project Synopsis**

---


## Working Video:

---

### Disclaimer:

This is a handmade complete working Models, Projects & Activity kits supported by rough study material to make a suitable projects report by the student. It is using Cardboard/Wooden base, Paper, Foam based board, stationary items, Electronic-Electrical Components, Mechanical & Scientific goods as per the requirement of a particular model. Colour of product and decoration item may be varying according to availability of material but we make ensure that we will deliver the product with same working, structure and dimensions as describe in product description section.

---



## Automatic Irrigation System using Arduino

### Package Includes

### Branding Free

- No Brand Name PCB & Projects
- 100% Working
- Tested Project

### Documentation

- Free Project System
- Printed instruction
- Printable Software
- PPT

### Support

- Demo Video –
- Technical Support
- Get Discount Code

[Read More](#)

**SKU:** PH\_EP\_067

**Price:** ₹4,000.00 Original price was: ₹4,000.00. ₹2,200.00 Current price is: ₹2,200.00.

**Stock:** instock

**Categories:** [Agriculture & Rural Development](#), [Agriculture Engineering](#), [Arduino](#), [Engineering project](#), [Exhibition Models & Inspire Award](#), [Projects](#)

## Product Description

## Download Free Project Synopsis

## Working Video

This is a handmade complete working Models, Projects & Activity kits supported by rough study material to make a suitable projects report by the student. It is using Cardboard/Wooden base, Paper, Foam based board, stationary items, Electronic-Electrical Components, Mechanical & Scientific goods as per the requirement of a particular model. Colour of product and decoration item may be varying according to availability of material but we make ensure that we will deliver the product with same working, structure and dimensions as describe in product description section.

---



## Automatic F System using sensor (AC

## Available offer

- **Free Shipping** above Rs999.
- Pay with UPI QR [Coupons](#)
- **Special Bulk D** Companies and r

- Get Special Discount Coupon – WhatsApp@9109087333.

## Highlights

### Branding Free Project / Activity kit

- No Brand Name/Logo/Watermark on Components, PCB & Projects
- 100% Working project
- Tested Project & Activity kits

### Documentation

- Free Project Synopsis – **Embedded below**
- Printed Short Report
- Printable Soft copy of Project Report

### Support

- Demo Video – **Embedded below**
- Technical Support – WhatsApp@9109087333
- [Get Discount Coupon](#)

### Delivery Time

- **Handling Period** : 1-2 Days
- **Transit Time** :3-5 Days (Approx.)
- **Delivery Time** : Handling Period + Transit Time (4-7 Days Approx.)

[Read More](#)

**SKU:** PH\_EP\_010

**Price:** ~~₹1,488.00~~ Original price was: ₹1,488.00.₹  
878.00Current price is: ₹878.00.

**Stock:** instock

**Categories:** [Agriculture Engineering](#), [Engineering project](#), [IC & Transistor](#), [Projects](#)

## Product Description

### [Download Free Project Synopsis](#)

### Working Video

This is a handmade complete working Models, Projects & Activity kits supported by rough study material to make a suitable projects report by the student. It is using Cardboard/Wooden base, Paper, Foam based board, stationary items, Electronic-Electrical Components, Mechanical & Scientific goods as per the requirement of a particular model. Colour of product and decoration item may be varying according to availability of material but we make ensure that we will deliver the product with same working, structure and dimensions as describe in product description section.

---



## Automatic System using sensor (DC)

### Package Includes

### Branding Free

- No Brand Name PCB & Projects
- 100% Working
- Tested Project

### Documentation

- Free Project Synopsis
- Printed instructions
- Printable Software
- PPT

### Support

- Demo Video – **Embedded below**
- Technical Support – WhatsApp@9109087333
- Get Discount Coupon – WhatsApp@9303254433

[Read More](#)

**SKU:** PH\_EP\_046

**Price:** ₹1,320.00 Original price was: ₹1,320.00. ₹  
779.00 Current price is: ₹779.00.

**Stock:** instock

**Categories:** [Agriculture Engineering](#), [Engineering project](#), [Exhibition Models & Inspire Award](#), [IC & Transistor](#), [Projects](#), [Technology & Innovation](#)

## Product Description

## Download Free Project Synopsis

## Working Video

This is a handmade complete working Models, Projects & Activity kits supported by rough study material to make a suitable projects report by the student. It is using Cardboard/Wooden base, Paper, Foam based board, stationary items, Electronic-Electrical Components, Mechanical & Scientific goods as per the requirement of a particular model. Colour of product and decoration item may be varying according to availability of material but we make ensure that we will deliver the product with same working, structure and dimensions as describe in product description section.

---



## Automatic PIR with Bidirectional Counter

### Available offer

- **Free Shipping** on orders above ₹ 1000
- COD available on order above ₹ 999
- Pay with UPI QR Discount./ [Coupon](#)
- **Special Bulk** for Companies and Institutions
- Get Special Discount on WhatsApp@9320090303

### Highlights

#### Branding Free Project

- No Brand Name PCB & Projects
- 100% Working
- Tested Project

#### Documentation

- Free Project System
- Printed Short Form
- Printable Software

#### Support

- Demo Video –
- Technical Support
- [Get Discount Code](#)

[Click Here to Buy Do It Yourself Kit](#)

[Read More](#)

**SKU:** PH\_EP\_030

**Price:** ~~₹3,388.00~~ Original price was: ₹3,388.00. ₹  
1,999.00 Current price is: ₹1,999.00.

**Stock:** instock

**Categories:** [Arduino](#), [Engineering project](#), [Projects](#)

## Product Description

### INTRODUCTION:

In today's world, there is a continuous need for automatic appliances. With the increase in standard of living, there is a sense of urgency for developing circuits that would ease the complexity of life. Many times we need to monitor the people visiting some place like shopping mall. To provide solution for this I am going to implement a project called "Bi Directional Digital Visitor Counter" with automatic room light control. This project has a "Visitor counter". Basic concept behind this project is to measure and display the number of persons entering in any room like seminar hall, conference room etc. LCD displays number of person inside the room. We can use this project to count and display the number of visitors entering inside any conference room or seminar hall. This works in a two way. That means counter will be incremented if person enters the room and will be decremented if a person leaves the room. In addition, it will automatically control room lights. When the room is empty the lights will be automatically turn off. Digital Visitor Counter bidirectional visitor counter In today's world, there is continuous need automatic appliance will be increase in standard of living, there is a sense of urgency for developing circuit that would ease the complexity of life. Also if someone wants to know the number of persons present in a room so as not to have congestion, the circuit proves to be helpful. The theme of this project when merged with certain established technologies can be quite effective in number of countries like Germany, France & Japan etc. This Project is useful in developing countries and this project has a bright future. This project helps us to control the light of a room automatically and counts the number of persons/visitors entering and leaving the room. By using this circuit and proper power supply we can implement various applications such as fans, tube lights, etc.

### APPLICATIONS:

- **Offices and Commercial Spaces:** The system can be implemented in offices and commercial spaces to optimize energy consumption and enhance convenience.



- **Educational Institutions:** Schools, colleges, and universities can benefit from this system to effectively manage room lighting based on occupancy.
  - **Hospitals:** Automatic room light control can be valuable in hospitals and medical facilities, improving energy efficiency and reducing manual intervention.
  - **Residential Buildings:** Home automation systems can incorporate this project to automate room lighting based on the number of occupants.
- 

[Download Free Project Synopsis](#)

[Working Video](#)

---

**Disclaimer:**

This is a handmade complete working Models, Projects & Activity kits supported by rough study material to make a suitable projects report by the student. It is using Cardboard/Wooden base, Paper, Foam based board, stationary items, Electronic-Electrical Components, Mechanical & Scientific goods as per the requirement of a particular model. Colour of product and decoration item may be varying according to availability of material but we make ensure that we will deliver the product with same working, structure and dimensions as describe in product description section.

---



**Automatic P  
with Bidirec  
Counter Do**

**Package Includ**

**Branding Free**

- No Brand Name
- PCB & Projects
- 100% tested p
- Tested Project

## Documentation

- Free Project Synopsis – **Embedded below**
- Printed instruction booklet
- Printable Soft copy of Project Report

## Support

- Working Video – **Embedded Below**
- Technical Support – WhatsApp@9109087333
- Get Discount Coupon – WhatsApp@9303254433

**NOTE: THIS KIT REQUIRED SOLDERING & CIRCUIT TESTING SKILLS, BUY THIS KIT IF YOU HAVE GOOD SOLDERING SKILLS, OTHERWISE YOU CAN ALSO BUY 'READY TO USE' PROJECT FOR SAME TOPIC.** [Click Here](#) Buy Ready to Use Kit.

[Read More](#)

**SKU:** PH\_EPK\_030

**Price:** ~~₹4,000.00~~ Original price was: ₹4,000.00. ₹1,999.00 Current price is: ₹1,999.00.

**Stock:** instock

**Categories:** [Arduino](#), [Engineering project kit \(EPK\)](#), [Hobby DIY kits](#)

## Product Description

### Kit Includes :

- Electronic Parts (listed in product image)
- Circuit Diagram
- Project Code
- Printable Hardcopy of PCB Layout for DIRECT PRINT ( Thermal Transfer)
- Printed Circuit Board (PCB)
- Printed Short Report

## Prerequisite Requirements

## Hardware :

1. Soldering Iron (Buy Now )
2. Soldering Paste (Buy Now )
3. Soldering Wire (Buy Now )
4. Soldering Stand (Buy Now)
5. Wire Cutter (Buy Now)
6. Screw Driver (Buy Now)

## Software :

1. Arduino IDE ( Download Now )

## Skills:

1. Arduino Programming
2. Soldering
3. Circuit Testing

## Download Free Project Synopsis

## Working Video



**Automatic P  
with Bidirec  
Counter Mu  
Arduino Uno**

**Available offer**

- **Free Shipping**  
orders above P

- COD available in almost all product categories on order above 999.
- Pay with UPI QR Code & **Get 5%** Special Discount./ [Coupons](#)
- **Special Bulk Discounts** - for colleges, Schools, Companies and resellers./ [Contact Us](#).
- Get Special Discount Coupon - WhatsApp@9303254433.

## Highlights

### Branding Free Project / Activity kit

- No Brand Name/Logo/Watermark on Components, PCB & Projects
- 100% Working project
- Tested Project & Activity kits

### Documentation

- Free Project Synopsis – **Embedded below**
- Printed Short Report
- Printable Soft copy of Project Report

### Support

- Demo Video – **Embedded below**
- Technical Support – WhatsApp@9109087333
- [Get Discount Coupon](#)

Click Here to Buy Do It Yourself Kit

[Read More](#)

**SKU:** PH\_EP\_031

**Price:** ~~₹4,824.00~~ Original price was: ₹4,824.00. ₹2,846.00 Current price is: ₹2,846.00.

**Stock:** instock

**Categories:** [Arduino](#), [Engineering project](#), [Projects](#)

## Product Description

### INTRODUCTION:

The Automatic Room Light Controller with Bidirectional Visitor Counter with Multiple Load using Arduino Uno is a project aimed at automating the control of room lighting based on the number of people present in the room. This system utilizes Arduino Uno, an IR module, an LCD display, and multiple 5V relays to detect and count the number of visitors entering or exiting a room. It provides a flexible solution for controlling multiple loads, allowing for efficient energy management and enhanced convenience.

### AIM:

The main objective of this project is to develop an automated room light controller with bidirectional visitor counting capability that can control multiple loads. The aim is to achieve energy efficiency, convenience, and versatility in managing room lighting based on the occupancy level.

### PRINCIPLE:

The system operates on the principle of using an IR module to detect the presence of people. The IR module emits infrared radiation and senses its reflection from nearby objects. When a person enters or exits the room, the module detects the change in reflection and triggers the count accordingly. The Arduino Uno processes this information and updates the visitor count displayed on the LCD display. Additionally, multiple 5V relays are used to control individual loads based on the visitor count.

### ADVANTAGES:

- **Energy Efficiency:** The automatic control of room lights ensures that the lights are only turned on when necessary, resulting in energy savings.
- **Convenience:** The system eliminates the need for manual control of room lights, providing a hands-free and automated approach.
- **Accurate Visitor Count:** The bidirectional visitor counter ensures an accurate count of incoming and outgoing visitors for better monitoring and management.
- **Cost-effective:** The project utilizes cost-effective components, making it a cost-efficient solution for room light control and visitor counting.

### APPLICATIONS:

- **Offices and Commercial Spaces:** The system can be implemented in offices and commercial spaces to optimize energy consumption and enhance convenience.
  - **Educational Institutions:** Schools, colleges, and universities can benefit from this system to effectively manage room lighting based on occupancy.
  - **Hospitals:** Automatic room light control can be valuable in hospitals and medical facilities, improving energy efficiency and reducing manual intervention.
  - **Residential Buildings:** Home automation systems can incorporate this project to automate room lighting based on the number of occupants.
- 

## [Download Free Project Synopsis](#)

## Working Video

---

### Disclaimer:

This is a handmade complete working Models, Projects & Activity kits supported by rough study material to make a suitable projects report by the student. It is using Cardboard/Wooden base, Paper, Foam based board, stationary items, Electronic-Electrical Components, Mechanical & Scientific goods as per the requirement of a particular model. Colour of product and decoration item may be varying according to availability of material but we make ensure that we will deliver the product with same working, structure and dimensions as describe in product description section.

---



## Automatic S

## Package Inc

## Branding Free

- No Brand Name
- PCB & Projects
- 100% Working
- Tested Project

## Documentation

- Free Project Synopsis – ***Embedded below***
- Printed instruction booklet

## Support

- Working Video – ***Embedded Below***
- Technical Support – WhatsApp@9109087333
- Get Discount Coupon – WhatsApp@9303254433

[Read More](#)

**SKU:** PH\_SEM\_02

**Price:** ~~₹764.00~~ Original price was: ₹764.00. ₹451.00  
Current price is: ₹451.00.

**Stock:** instock

**Categories:** [Exhibition Models & Inspire Award](#),  
[Technology & Innovation](#)

**Tags:** [school science project](#), [science exhibition model](#)  
, [security system](#)

## Product Description

### Download Free Project Synopsis

This is a handmade complete working Models, Projects & Activity kits supported by rough study material to make a suitable projects report by the student. It is using Cardboard/Wooden base, Paper, Foam based board, stationary items, Electronic-Electrical Components, Mechanical & Scientific goods as per the requirement of a particular model. Colour of product and decoration item may be varying according to availability of material but we make ensure that we will deliver the product with same working, structure and dimensions as describe in product description section.

---



## Automatic S Controller (

### Available offer

- **Free Shipping** above Rs999.
- Pay with UPI QR [Coupons](#)
- **Special Bulk D** Companies and
- Get Special Disc

### Highlights

#### Branding Free Pr

- No Brand Name/ Projects
- 100% Working p
- Tested Project &

#### Documentation

- Free Project Syn
- Printed Short Re
- Printable Soft co

#### Support

- Demo Video – **En**
- Technical Suppo
- [Get Discount Co](#)

Click Here to Buy D  
Digital Bundle Click

- Printable Soft co
- Printable Soft co



[Read More](#)

**SKU:** PH\_EP\_037

**Price:** ₹1,496.00 Original price was: ₹1,496.00. ₹883.00 Current price is: ₹883.00.


**Stock:** instock

**Categories:** [Energy](#), [Engineering project](#), [Exhibition Models & Inspire Award](#), [IC & Transistor](#), [Projects](#)

## Product Description

### Disclaimer:

This is a handmade complete working Models, Projects & Activity kits supported by rough study material to make a suitable projects report by the student. It is using Cardboard/Wooden base, Paper, Foam based board, stationary items, Electronic-Electrical Components, Mechanical & Scientific goods as per the requirement of a particular model. Colour of product and decoration item may be varying according to availability of material but we make ensure that we will deliver the product with same working, structure and dimensions as describe in product description section.



## Automatic S Controller (

### Available offer

- **Free Shipping** above Rs999.
- COD available in above 999.
- Pay with UPI QR [Coupons](#)

- **Special Bulk Discounts** - for colleges, Schools, Companies and resellers./ [Contact Us](#).
- Get Special Discount Coupon – WhatsApp@9303254433.

## Highlights

### Branding Free Project / Activity kit

- No Brand Name/Logo/Watermark on Components, PCB & Projects
- 100% Working project
- Tested Project & Activity kits

### Documentation

- Free Project Synopsis – **Embedded below**
- Printed Short Report
- Printable Soft copy of Project Report

### Support

- Demo Video – **Embedded below**
- Technical Support – WhatsApp@9109087333
- [Get Discount Coupon](#)

Click Here to Buy Do It Yourself Kit

[Read More](#)

**SKU:** PH\_EP\_025

**Price:** ~~₹396.00~~ Original price was: ₹396.00. ₹234.00  
Current price is: ₹234.00.

**Stock:** instock

**Categories:** [Engineering project](#), [IC & Transistor](#), [Mini Project](#), [Projects](#)

## Product Description

### INTRODUCTION:

The aim of this project is to design and implement an automatic street light system using the

IC555 timer, Light Dependent Resistor (LDR), and a 4V LED strip. The project utilizes the IC555 timer as a control unit to detect the ambient light level using the LDR and automatically switch the LED strip on or off accordingly. This system offers an energy-efficient and convenient solution for street lighting, ensuring that the lights are turned on only when it is dark.

### **WHY WE NEED AUTOMATIC STREET LIGHT CONTROLLER?**

The need for an automatic street light system using IC555 arises due to several reasons:

1. **Energy Efficiency:** Traditional street light systems often operate on a fixed schedule or rely on manual switching, resulting in unnecessary energy consumption during daylight or low-traffic periods. An automatic street light system using IC555 and an LDR ensures that the lights are turned on only when ambient light levels are low, effectively saving energy.
2. **Cost Reduction:** By minimizing energy wastage, the automatic street light system helps reduce electricity bills and operating costs for street lighting. The use of low-voltage LED strips further contributes to cost savings due to their energy-efficient nature.
3. **Convenience and Safety:** Manual control of street lights can be inconvenient and impractical, especially in larger areas or during unexpected changes in daylight conditions. The automatic system eliminates the need for manual intervention, ensuring that the lights are always appropriately illuminated during dark hours. This enhances safety for pedestrians and drivers, reducing the risk of accidents or criminal activities.
4. **Environmentally Friendly:** With a focus on energy conservation, the automatic street light system aligns with sustainable practices and environmental considerations. By reducing unnecessary energy consumption, it helps lower carbon footprint and contributes to a greener and more eco-friendly urban infrastructure.
5. **Scalability and Adaptability:** The IC555-based automatic street light system can be easily scaled and adapted to various urban, suburban, and rural environments. It can be integrated into existing infrastructure without major modifications, making it a flexible solution for different lighting requirements.
6. **Maintenance Efficiency:** Traditional street light systems often require regular manual inspections to identify faulty or non-functioning lights. With the automatic system, the lights are monitored and controlled automatically, allowing for proactive maintenance and reducing the need for frequent manual checks.

In summary, the automatic street light system using IC555 offers energy efficiency, cost reduction, convenience, safety, environmental benefits, scalability, and maintenance efficiency. It addresses the shortcomings of traditional street lighting methods and provides an intelligent and automated solution for effective and efficient illumination of public spaces.

---

## [Download Free Project Synopsis](#)

### **Working Video**

---

#### **Disclaimer:**

This is a handmade complete working Models, Projects & Activity kits supported by rough study material to make a suitable projects report by the student. It is using Cardboard/Wooden base, Paper, Foam based board, stationary items, Electronic-Electrical Components, Mechanical & Scientific goods as per the requirement of a particular model. Colour of product and decoration item may be varying according to availability of material but we make ensure that we will deliver the product with same working, structure and dimensions as describe in product description section.

---